




# SPEEDFRAME

The speedy way to be individual




The all purpose construction kit

# SPEEDFRAME



All materials are kept close to hand in this specially designed Speedframe work station.

Pinning Punch, use with 25mm system only, to make hole to accept drive screw when pinning joints. Use when joints are likely to suffer severe vibration or pull-out loads.






Speedframe is the no-fuss way to build strong, good-looking frameworks. Just cut the tube to length and tap in the joints for a smooth, snag free structure. Add a few accessories and the framework becomes a bench, a trolley, a display stand or a test rig -all made to measure, to be just what you want it to be.

You can buy the materials and do-it-yourself from start to finish, or your local Dexion Centre will supply the materials cut to size for you to assemble. We can even prefabricate the units for you in our workshops and assemble them on site for you, if that's what you want. Put your ideas to work fast with Speedframe.



Speedframe is ideal for purpose made benches.

# Plan it... Cut it...



It's always best to make a simple sketch before you start. Mark the tube lengths on the diagram - allow 29mm for each joint.

When cutting tube start with the longest lengths to ensure best economy. Tube can be cut with a hacksaw. A Speedframe trimming block screwed to a firm surface will help you to make accurate cuts.




Trimming block

Mark the joints required on the diagram. Choose hard black inserts for rigid or permanent structures, soft white inserts for temporary structures. Push insert fully into the tube before pushing in the arm of the joint. Hammer the joint home using the white face of a Speedframe hammer. Never use a metal hammer.



Hammer the joint home to create a solid structure.

Push an insert into the end of the tube and then a joint into the insert.




# Build it...

Shelf supports for corners of frameworks. Fitted over spigot of joint before hammering into tube.

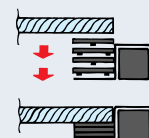
Double shelf support

Single shelf support



Plastic shelf spacer, pack of 48 (each spacer is 3mm to allow shelves to fit flush with tube).

Plastic shelf spacer



# a y t o b e i n d i v i d u a l

Always use a soft faced hammer for assembling frameworks. One face soft PVC, for fitting accessories such as plastic caps or adjustable feet. The other face hard nylon, for knocking joints into tube.



## Use it... Adapt



Adjustable foot simply taps into bottom of tube.

Flange allows floor, wall or ceiling fixing as needed.



Anchor plate used to fix tube to flat surfaces



Plug fitting furniture castor



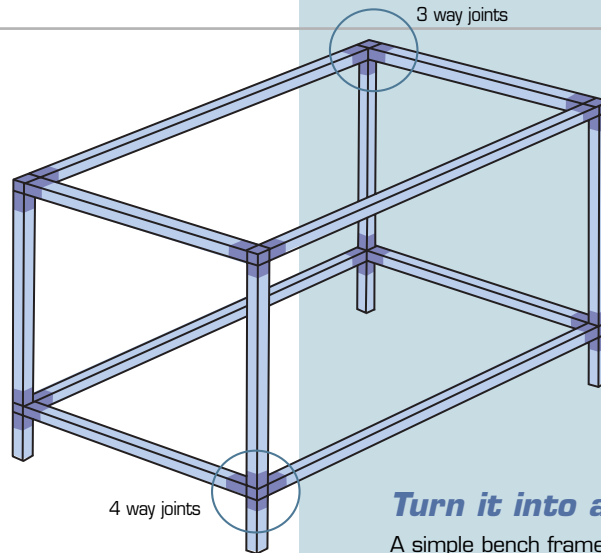
Heavy duty castor

Make up the horizontal frames first, then join with the uprights. If cladding and glazing sections are being used, they should be added and timber panels fitted, as the sections are built up, Glass is fitted when the unit is complete. Your local Dexion Centre can supply glazing and cladding sections, board and glass cut to size and ready to fit.

### Make a work bench...

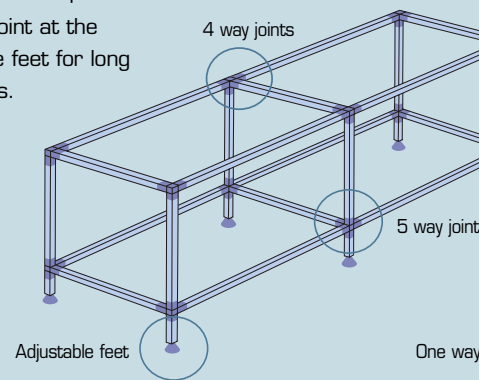
A strong and practical workbench is easily assembled using just two joint types. Make the work top 50mm greater all round than the framework (25mm on each side).

For added strength keep the length of the horizontal tubes below 1500mm, Fit steel or plastic end caps to protect the floor.



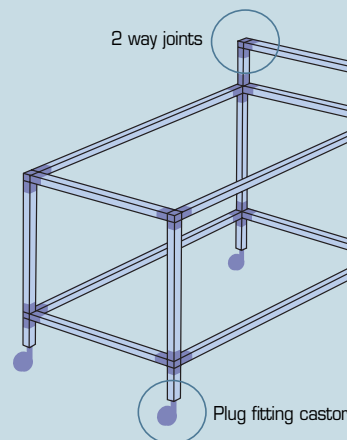
### Adapt it to suit you...

For a continuous run of benching use a four way corner joint at the top of each leg and a five way joint at the lower rail. Use adjustable feet for long benches on uneven floors.



### Turn it into a trolley...

A simple bench framework is turned into a trolley by adding four plug fitting castors. To form a handle, use four way corner joints with a two way joint at each end of the handle. For heavy loads or rough surfaces, choose larger diameter plate fitting castors.




it...

Adjustable shelf brackets, fitted to slotted tube uprights to accept shelving.



Removable shelf support, rests on horizontal tube to support shelf.

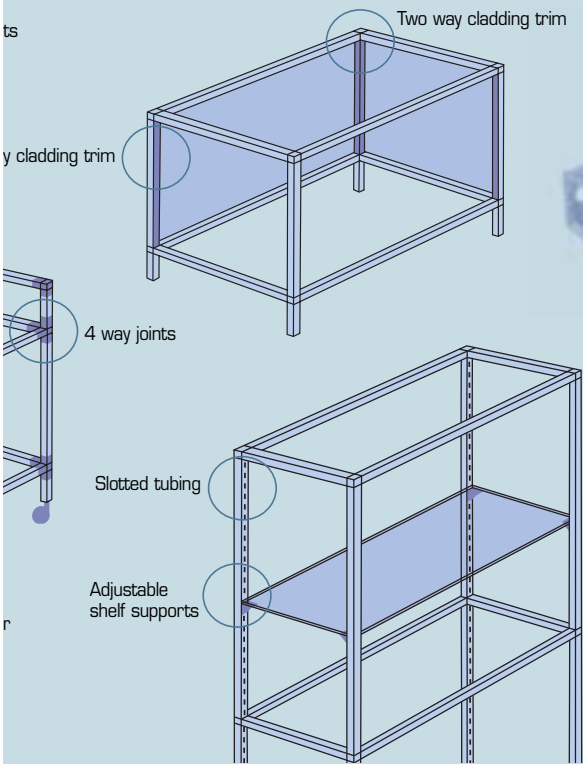


End cap (steel or plastic)

# SPEEDFRAME


## Add cladding...

The back and sides of the framework can be fitted with board or glass using one-way and two-way cladding or glazing trim, using board up to 19mm thick, accurate trimming is unnecessary as fins conceal edges.



## Inserts and joints

Each joint is supplied with the required number of inserts. There are two kinds of inserts: black for permanent structures and white for temporary structures. Joints are made of aluminium alloy.



2 way joint, type 1.1



3 way corner joint, type 4.1



3 way joint, type 2.2



4 way corner joint, type 5.2



4 way joint, type 3.3



5 way joint, type 6.3




6 way joint, type 6.6

## To make elegant display shelving...

Use slotted tube and adjustable shelf supports. Shelves can be of timber or glass. Maximum single length of slotted tube is 1650mm.



Two way cladding trim




Two way glazing section



One way cladding trim

Glazing sections for fitting glass to framework. Flexible lip accepts glass from 4mm to 6mm thick.

Cladding sections with fins to accept 18mm board. No pinning or glueing required.



One way glazing section

## Think outside the box

For information on efficient small parts handling solutions, contact your nearest Dexion specialists. From standard shelving to industrial paternosters, tower systems to horizontal carousels, our experts have the best solution for you.



Dexion can offer you numerous space-saving storage solutions. DeepStor P90 drive-in racking can increase your storage capacity by up to 90% compared to any other standard pallet racking.



Dexion solutions can be tailored to your precise logistical needs, vastly increasing your productivity. For greater convenience, all solutions are available from a single Dexion source - and from one of the world's largest product ranges.



The Dexion Group is a global leader in complete solutions for storage, archiving and filing.

Office filing systems



Partitioning concepts



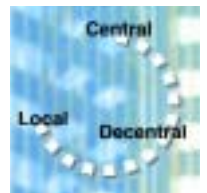
Mobile Storage



Complete storage solutions



Efficient and cost-effective archiving systems



Dexion Ltd  
Maylands Avenue  
Hemel Hempstead  
Herts  
HP2 7DF

Tel: 0800 581531  
Fax: +44 (0)141 8108190  
Email enquiries@dexion.com  
www.dexion.co.uk